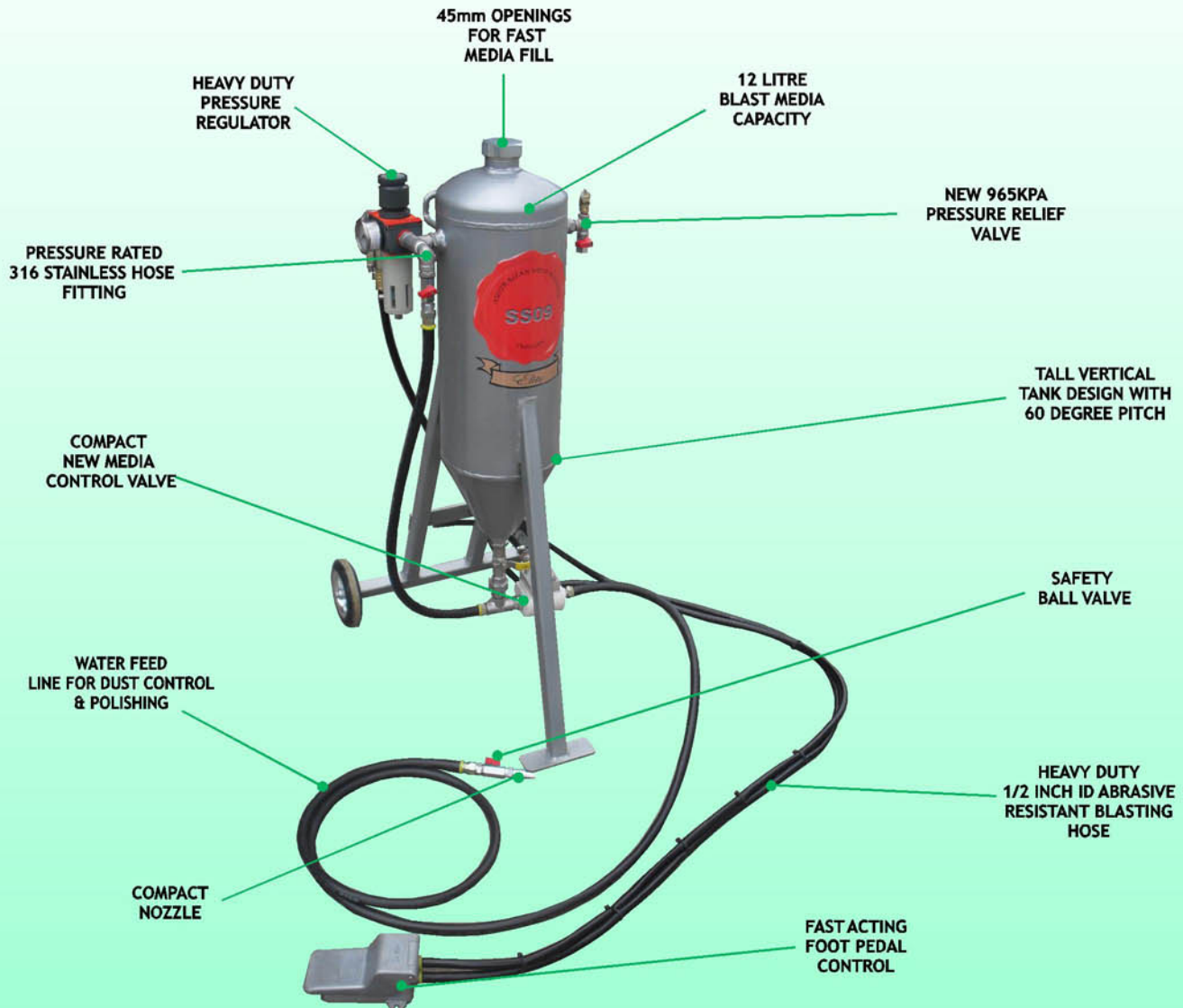


SS09 *Elite*

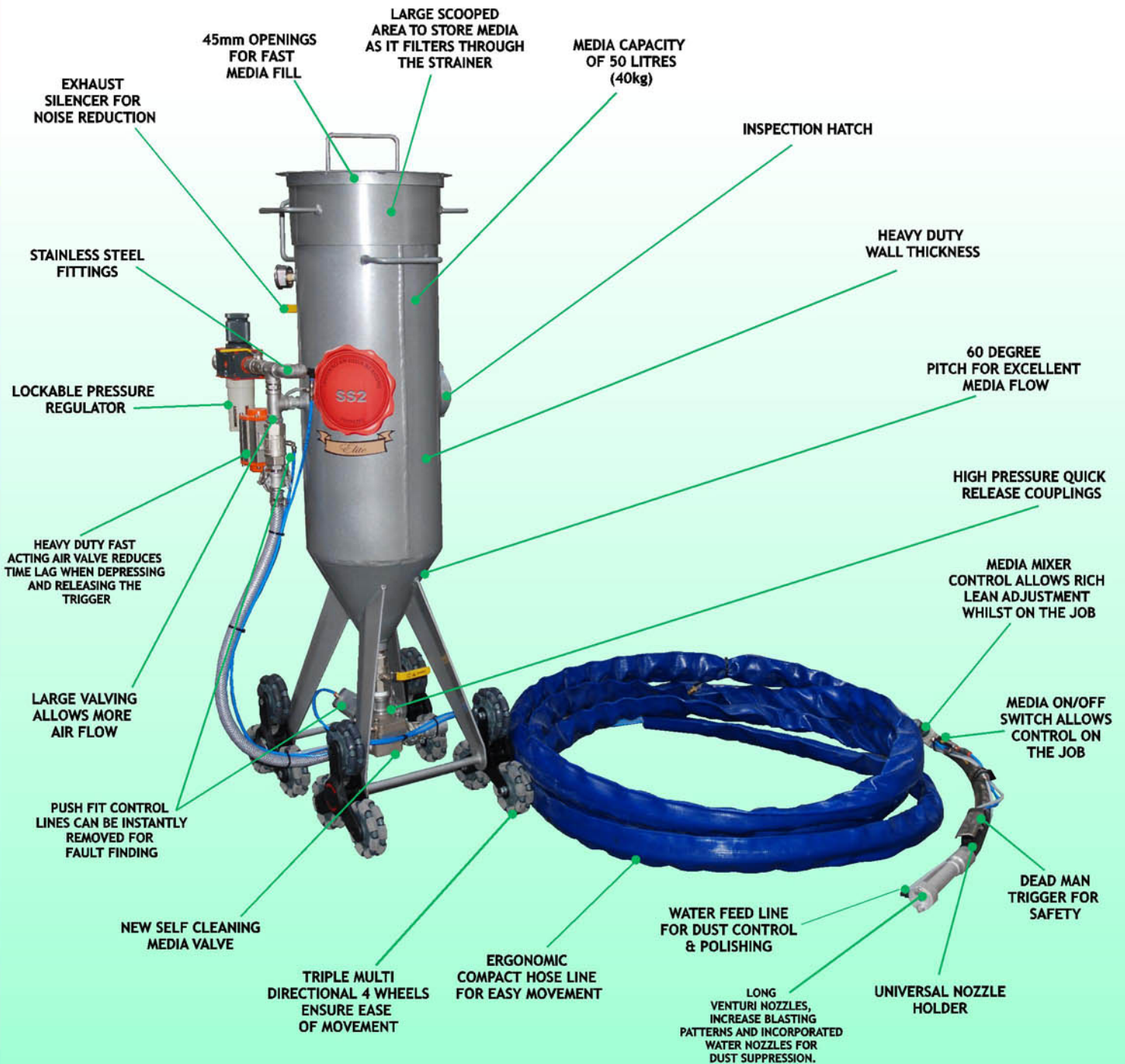
ASBS long anticipated release of the SS Elite range of soda blasting machines is now here. ASBS are proud to release their full range of Australian made soda blasting machines. Unlike their American and European counterparts, this new range has been designed from the ground up to comply with Workcover and Australian Standards, incorporating lots effective features.



- Media valve can be removed in seconds for maintenance and servicing
- Simple valve system which ensures direct injection of media into the blasting line with limited restrictions
- Media can be loaded into the machine in seconds.
- Designed & Built to AS 1210 and Workcover compliant.
- Portable machine designed to be at the work site and away from the compressor on flexible hose lines.



SS2 Elite

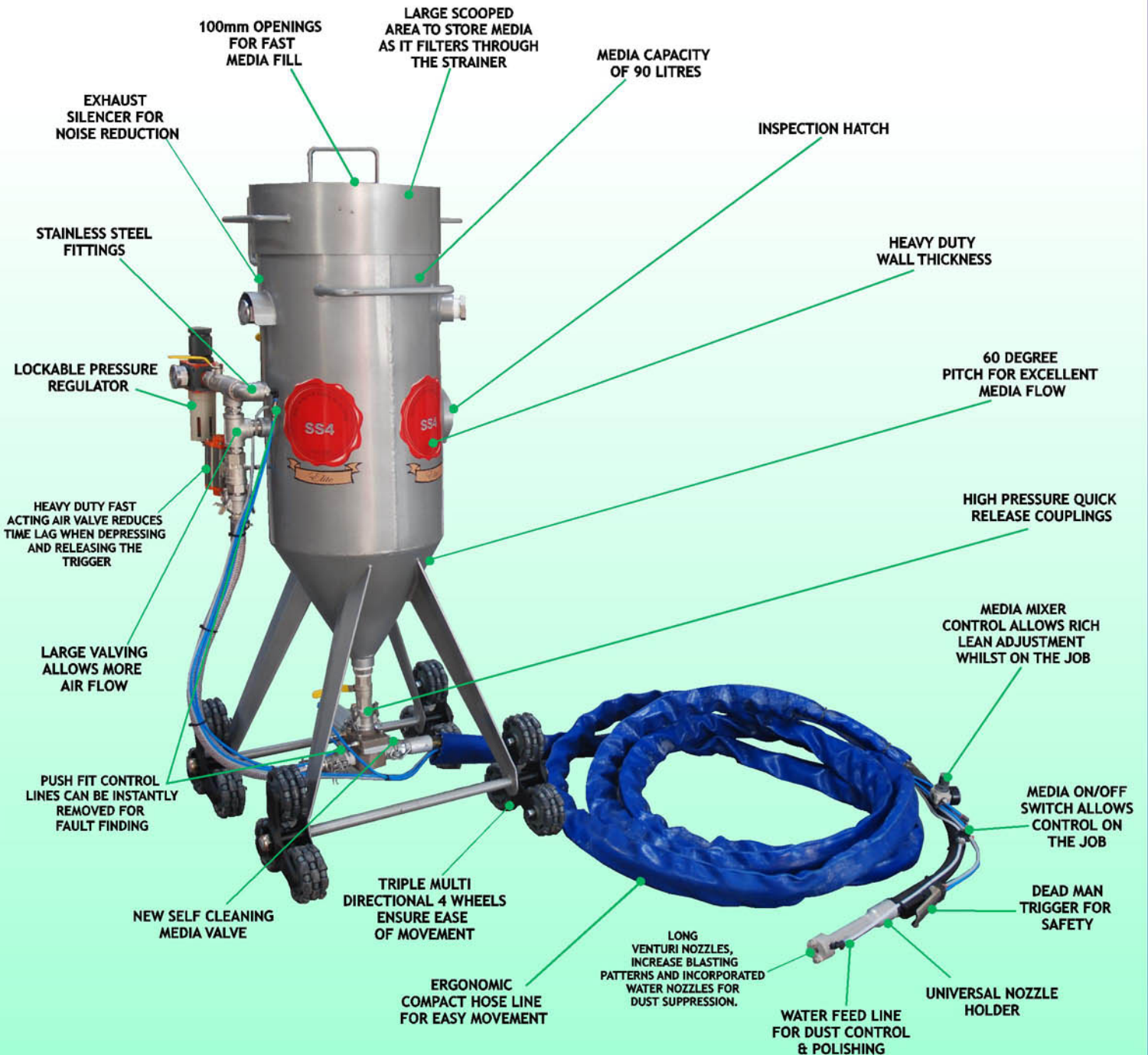


- New media valve allows air to purge the main valve chamber when the trigger is not depressed. This keeps the valve internals cleaner and reduces media wasted on start up.
- Media valve can be removed in seconds for maintenance and servicing
- Simple valve system which ensures direct injection of media into the blasting line with limited restrictions
- Media can be loaded into the machine in seconds.
- Machine remains pressurised during use which reduces pop up valve wear
- Designed & Built to AS 1210 and Workcover compliant.
- Portable machine designed to be at the work site and away from the compressor on flexible hose lines.



EXTREME MACHINES

SS4 Elite



- New media valve allows air to purge the main valve chamber when the trigger is not depressed. This keeps the valve internals cleaner and reduces media wasted on start up.
- Media valve can be removed in seconds for maintenance and servicing
- Simple valve system which ensures direct injection of media into the blasting line with limited restrictions
- Media can be loaded into the machine in seconds.
- Machine remains pressurised during use which reduces pop up valve wear
- Designed & Built to AS 1210 and Workcover compliant.
- Portable machine designed to be at the work site and away from the compressor on flexible hose lines.
- Able to accept the new 3/8th long venturi ELF nozzle



EXTREME MACHINES